

Tonneau Cover Fitting Instructions

**Nissan STX ST D40 Dual Cab
With Factory Sports Bars
(Genuine Hardware Fitted)**

2006 – June 2015

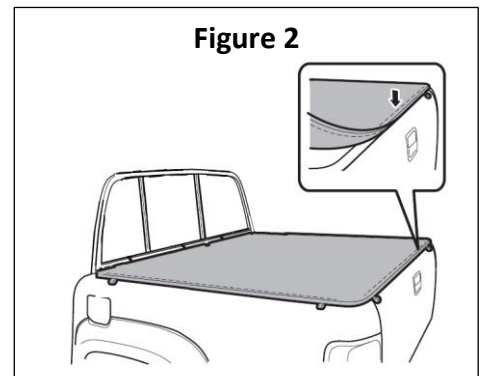
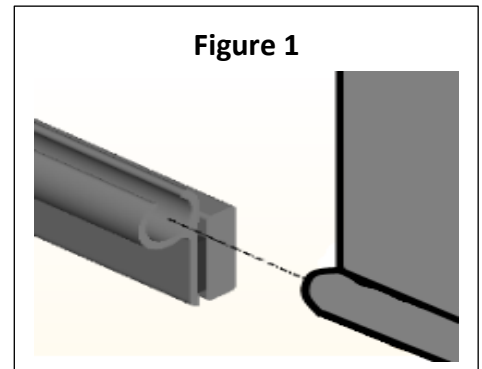
Part number: ATC01345

Package includes	
1 x Tonneau Cover	5 x Rope Hooks
1 x Shock Cord	2 x M8 Washers
1 x Fitting Instruction	

NB: This item is tonneau cover only.

TONNEAU COVER FITTING

1. To attach the cover, slide the front rope of tonneau cover into the ropetrack channel and centre the cover. **See Figure 1**
2. Pull the cover under the sports bar and drape the cover across the tub.
3. Clip the side plastics under the aluminium profile first using the pull loops in the corners to stretch the cover.
4. Clip the plastic on the tailgate under the aluminium profile last. **See Figure 2**



Using Internal Elastic Shock Cord:

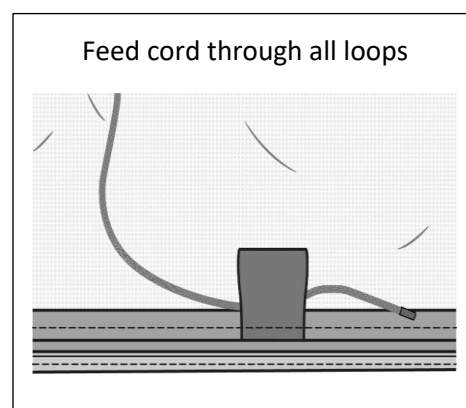
The plastic clips on the internal shock cord can be hooked into the aluminium extrusions so that the cover can still be secured with larger loads in the tub.

Your Tonneau is ready for work.

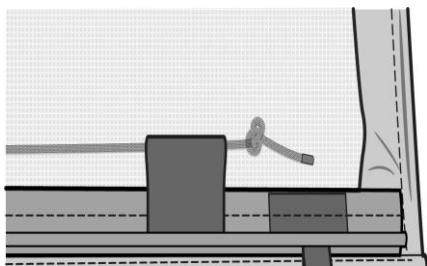
How to Fit Internal Elastic Shock Cord

(To be used for covering larger loads)

- Tie a knot in one end of the shock cord
- Pull shock cord through the plastic hooks
- Feed shock cord through loops on the cover
- Tie a knot at the other end
- Space the hooks as required
- Use the washers to tie off rope



Tie a knot in each end of the rope



Hook placement and direction

